

SIGNATURE^S

CLAY TILES



Creativity in clay

SIGnature brings together modern technology and the traditional skills of the clay tile maker.



- 2** Introducing SIG Roofing
- 3** An Introduction to SIGnature Clay Tiles
- 4** Understanding BS EN1304 & CE Marking
- 5** CE Marking
- 7** Choosing the right tile for your project
- 8** Design Considerations
- 9** Clay Tiles Storage and Sorting
- 10** SIGnature Range Overview
- 11** Handmade Plain Tiles
- 11** Hand Crafted Plain Tiles
- 12** Machine Made Plain Tiles
- 13** Warranties

Contents



As the UK's leading specialist merchant of roofing related products and services, SIG Roofing supply industry leading products whilst delivering a quality service to our valued customers. Established for over 40 years – with branches throughout the UK from Inverness to Plymouth, we are committed to supporting the industry with a wealth of quality roofing products and services, knowledge and experience.



Introducing SIG Roofing

Through our specialist roofing business you can take advantage of our commitment to deliver unrivalled service, products and expertise under one trusted name. Supplying products and services for Pitched, Flat Roofing and Industrial Roofing and Cladding through:

- **Incredible Choice - over 40,000 specialist products from leading manufacturers**
- **Expert Advice - in branch and direct to you on-site**
- **Reliable Delivery - over 400 dedicated vehicles delivering next day nationwide**
- **Over 165 branches nationwide - with essential products in stock, where and when you need them**

We aim to do business with integrity and professionalism, by delivering real expertise and knowledge. We achieve this by only working with reputable manufacturers, ensuring our staff are trained to meet our customer's needs and working with trade associations and key industry bodies. We are passionate about supporting our customers and the industry, with a desire to drive innovation and quality workmanship throughout the industry at the very heart of our business.

In addition to our vast supply of specialist roofing products, here at SIG Roofing we sell millions of clay tiles each year, working closely with leading manufacturers to ensure that we supply clay tiles that meet your projects specific performance criteria of style, compatibility, aesthetic requirements and budget. We know that no two projects are alike and therefore we ensure that every tile is carefully selected to match your specific requirements.

Holmbury Blend

The last few years have seen a significant increase in demand for imported or generic clay tiles. Given the critical importance of durability to any roof, and as a reputable FTSE 250 company, SIG Roofing have made a high-quality range available direct to the UK market; a first for a national distributor. SIGnature Clay Tiles bring you best in class products that are backed by enviable warranties – giving you total peace of mind.

An Introduction to SIGnature Clay Tiles

Clay tiles are one of the most historic, continuously used, construction materials. Tiles made from high quality natural clay, fired correctly, will give generations of beauty and service in the harshest climate. Natural clay adds a traditional, time-honoured aesthetic that enhances any project, so it retains its rightful place in today's - and tomorrow's - architectural palette.

As a natural material, clay will vary in quality, colour and appearance. Whilst some variation is normal, particularly in the handmade range, our close partnership with the manufacturers ensures that quality remains consistent. All SIGnature Clay Tiles meet key essential criteria:

- **BS EN1304 test results and certification**
- **CE labelling**
- **Consistency and security of supply**
- **Consistency of quality**

SIGNature Clay Tiles are sourced only from reputable factories within the UK and Europe, from manufacturers who have demonstrated an excellent track record of frost resistance, finish, quality and consistent supply. Each SIGNature product name defines the source of the tiles, guaranteeing traceability and consistency that is second to none.

Thanks to our close relationships with our manufacturers & strategic position, our SIGNature Clay Tiles ranges offer:

- **The right colour for your geographic area and project style**
- **Custom tiles, fittings and accessories**
- **Rapid and efficient logistics**
- **Consistency of quality**
- **Longevity of supply**
- **Best value**
- **Choice and variety**
- **Traceability**

Henley Weathered



Vintage

Understanding BS EN1304 & CE Marking

BS EN1304:2013

This standard is designed to specify the minimum physical and mechanical performance requirements for clay roofing tiles and fittings for pitched roof coverings and wall cladding and lining. Clay roofing tiles and clay fittings which conform to this standard are suitable for use as roof coverings, vertical wall cladding and lining.

A broad range of attributes are tested such as structural characteristics, fixing, geometric characteristics, and fire performance, however the most critical areas are Impermeability, Mechanical Resistance/Flexural Strength and Frost Resistance.

Impermeability

Excessive water absorption will result in clay tiles being vulnerable to frost damage. After carrying out one of the two Impermeability tests, the clay tiles and fittings are given one of the two Impermeability categories. Category 1 and Category 2, any tiles classified under the latter category shall only be used with watertight roofing underfelt.

All SIGnature Clay Tiles have been independently tested to Category 1 classification.

Mechanical Resistance/ Flexural strength

This test evaluates the strength of the clay tile when subjected to flexure. To be considered satisfactory and be awarded a “Pass”, clay tiles need to withstand the following load of force without breaking: Plain tiles 600 N, Flat Interlocking tiles 900 N, Under and over tiles 1000 N.

All SIGnature Clay Tiles have been independently tested to “Pass”.

Frost resistance

This process assesses the structural integrity of the clay tile and fittings against frost damage by subjecting the tiles to continuous cycles of freeze/thaw. The results are classified as follows:

Level 1: able to withstand a minimum of 150 cycles

Level 2: able to withstand a minimum of 90 cycles

Level 3: able to withstand a minimum of 30 cycles

Only clay tiles and fittings which have been classified as Level 1 are accepted to be used in the UK.

All SIGnature Clay Tiles have been independently tested to Level 1.

Under the European Construction Products Regulation, any organisation that produces, imports, or sells clay tiles must ensure that CE Marking and certification are displayed and available. This has been the law since July 2013.

CE Marking

BS EN 1304:2013 is the harmonised EU standard governing Clay roofing tiles and fittings. All clay tiles, irrespective of their origin, should be tested to the criteria laid down in the standard, and thus have a set of test results and carry the CE mark. UK Building Regulations have been amended to ensure that only CE marked products are used in cases where a directive exists. Local Authority Building Control Department enforce these regulations, so we recommend that you ensure that any clay roofing tiles and fittings that you specify carries the CE mark, and your supplier provides a set of test results.

Purchasers and installers of clay roofing tiles and fittings can check whether the tiles and fittings they have purchased, or are using, have been tested to BS EN1304:2013 by looking for the CE marking on any labels within the packaging, and/or any documentation accompanying the tiles and fittings, such as delivery notes or invoices.

Please note that CE marking does not indicate the quality of a tiles and fittings – but that it has been tested to BS EN1304:2013.


Summary:

- **All SIGNature Clay Tiles are tested to BS EN 1304:2013, and test results are readily available.**
- **All SIGNature Clay Tiles carry the CE mark.**
- **Every pallet of SIGNature Clay Tiles is marked with EN test results.**
- **All SIGNature Clay Tiles are classified as Category 1 for impermeability**
- **All SIGNature Clay Tiles are classified as Pass for flexural strength**
- **All SIGNature Clay Tiles are classified as Level 1 for frost resistance**

Declarations of Performance

In addition, the BS EN 1304:2013 standard makes reference to 'Accompanying Commercial Documents', which are a comprehensive summary of the test results. These are updated on at least an annual basis as new test results are published. All SIGNature Clay Tiles Declarations of Performance are available upon request from SIG Roofing branches nationwide.

Village Blend



When building or refurbishing a property, choosing roof coverings is a key decision as their function is not only to protect the interior of the property against rain, wind and other elements, but also to comply with local authority requirements and to look good for years to come.

Choosing the right tile for your project

In conservation areas it is very common for a local authority to approve the use of clay tiles due to their long heritage in the UK as they have been used as dwelling coverings for hundreds of years, a fact that gives testament to their durability.

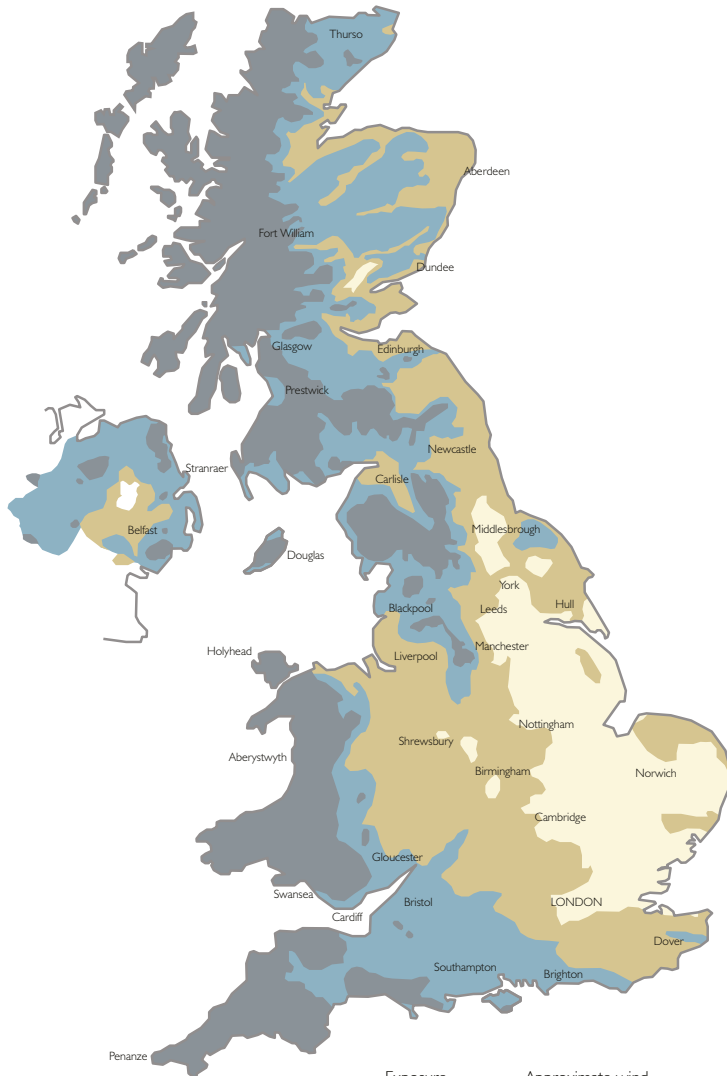
Architects and homeowners with traditional and contemporary building styles in mind are increasingly choosing clay tiles as roof coverings or cladding for their aesthetics which improve with age and weathering, and the flexibility of design that they grant, adding value to the property and resulting in a stunning roof or façade finish.

With a choice of natural and fired-in colours ranging from reds to medium and dark smokey browns, SIGnature Clay Tiles are the ideal choice for roofing or cladding, for achieving a property with an attractive character.

Get access to our knowledge and expertise by contacting 01480 466777, we will put you in touch with your local Pitched Roofing expert who will be able to discuss your requirements and help you choose the right clay tile for your project.



Design Considerations



Exposure zones	Approximate wind-driven rain* (litres/m ² per spell)
1. Sheltered	less than 33
2. Moderate	33 less than 56.5
3. Severe	56.5 to less than 100
4. Very severe	100 or more

* Maximum wall spell index derived from BS8104

The “Zonal Method”* was developed for obtaining a fixing specification with the effective design of a clay roof in mind. This method takes into account:

- The altitude of the site
- Wind speed zone in which the site is located (refer to map below)
- The height of the building
- The pitch of the roof
- If counter-battens are to be used

*The Zonal Method is not applicable in certain circumstances, further information for clay roof design, including roofing practices, and fixing specification of any excluded sites or buildings can be obtained in BS 5534:2014 'Code of practice for slating and tiling'

Rain exposure

The degree of exposure of a building to driving rain determines the minimum lap which should be specified.

Height of building

Localised factors such as high buildings, buildings on the slopes or tops of hills and coastal sites can increase the exposure grading which should be applied in a specific project.


Pitch of roof

Plain tiles should be laid at rafter pitches not less than 35°.

NOTE 1: The minimum recommended pitch for clay plain tiles that do not meet the dimensional and geometric requirements of BS EN 1304 is 40°.

For Fixing specifications, please contact your local SIGnature Clay Tile representative, or refer to:

- **BS 5534:2014 Slating and tiling for pitched roofs and vertical cladding. Code of practice**
- **BS 8000-0:2014 Workmanship on construction sites. Introduction and general principles**
- **BS EN 1991-1-4:2005+A1:2010 Actions on structures. General actions. Wind actions**





Clay Tiles Storage and Sorting

Clay Tiles should be stored in a dry location. To avoid condensation, place the product on platforms off the ground covered with waterproof coverings when stored outside.

Clay Tiles should always be mixed from at least three pallets to ensure that any variations in shade and colour give an aesthetically pleasing effect.



SIGNATURE^S

CLAY TILES

SIGNature Clay Tiles consist of select ranges of Handmade, Hand Crafted and Machine Made clay tiles that bring together modern technology and the traditional skills of the clay tile maker. SIGNature Clay Tiles add character and enhance the beauty of any building, resulting in old world charm for natural roofs.

SIGNature Range Overview

Our clay tiles are created to meet the highest standards of quality and usability, resulting in a range of products that is best in class and meets the required regulatory requirements – with the whole range fully supported by a 30 year product warranty. All achieved through; our close relationships with manufacturers, technical understanding of the products and marketplace and our continued investment in finding the right solution for the job in hand.

SIGNature Clay Tiles are complimented by a full range of clay fittings including ridge and valley tiles, bonnet hips and angles for vertical tile hanging.

Handmade Plain Tiles



Chartham Red



Holmbury Blend



Henley Weathered

Hand Crafted Plain Tiles



Vintage

Machine Made Plain Tiles



Village Blend



Sherwood

Handmade in the traditional fashion, each tile is moulded by hand to achieve a camber; and it's this element of craftsmanship that gives the clay tile its characterful, highly-individual look that successfully brings an old world charm to any building. The character and aesthetic of warm rich colour blends, together with varying texture and shape, ensures total versatility in their use, from restoration, refurbishment or contemporary new build.

Handmade

The character and aesthetic of warm rich colour blends, together with varying texture and shape, ensures total versatility in their use, from restoration, refurbishment or contemporary new build.

SIGNature Handmade Clay Tiles are the perfect choice for premium roofs, where only genuine handmade clay plain tiles meet local planning requirements.

Roof Components and Fittings

To complement the look of your roof, SIGNature Clay Tiles have a range of roof components and fittings:

- **Gable Tile**
- **Eave Tile**
- **Half Round Ridge**
- **Hog's Back Ridge**
- **Bonnet Hip**
- **Valley Tile**
- **Baby Ridge**
- **Mono Ridge**
- **Half Round Vented Ridge**
- **Hog's Back Vented Ridge**
- **External Angle (Right Handed)**
- **External Angle (Left Handed)**
- **Ornamental Tile Fishtail**
- **Ornamental Tile Club**
- **Ornamental Tile Double Shouldered Club**
- **Ornamental Tile Bullnose**
- **Bat Tiles**





Sherwood



Village Blend

Hand Crafted

With hand crafted clay tiles, the process is automated up until just before the tiles are fired. At this point they are taken off the line and finished by hand to replicate a rustic sand faced or smooth faced texture. Naturally colourfast and durable, the production process is not as labour intensive as handmade versions thereby offering a more cost-effective way to emulate the traditional and much admired look.



Vintage

Machine Made

Commonly used in both contemporary and traditional builds, machine made tiles hold their hue and actually mature with age. SIGNature machine made clay tiles are capable of meeting the aesthetic and performance demands of all types of roofing applications, whilst giving very high levels of durability. Less labour intensive than handcrafted or handmade clay tiles, machine made clay tiles are perfectly suited to the more cost conscious project.

Roof Components and Fittings

A full range of roof components and fittings are available to complement your roof.

- **Eaves Tile**
- **Gable**
- **Bonnet Hip**
- **Valley Tile**
- **External Angle (Left Hand)**
- **External Angle (Right Hand)**
- **Internal Angle (Left Hand)**
- **Internal Angle (Right Hand)**
- **Club Tile**
- **Arris Hip**
- **Half Round Ridge**
- **Half Round Mono Ridge**
- **Third Round Hip Ridge**
- **Baby Ridge**



SIGNature Clay Tiles come with a 30 year warranty which is backed by SIG plc, a FTSE 250 company. The performance of the clay tile is warranted for the stated period, subject to installation in accordance with prevailing British Standards and good roofing practice.

Vintage

Warranties

SIG Roofing is able to provide a product replacement warranty directly to the end-user; giving the peace of mind you would expect with a leading UK-based merchant. The warranty is in addition to, and does not affect, your statutory rights.

Full terms and conditions of the warranty are available on request. Speak to a member of our staff for more details.



SIGNature Clay Tiles proudly form part of SIG Roofing's ONE Warranty – a pitched roof product performance warranty that supports the key elements required in the build-up of the roof. The products performance is covered for 15 years under one single package warranty, providing a warranty that's easy to understand and even easier to use.



SIGNature & ONE Warranty

Products included are coverings such as industry leading SIGA Natural Slate, SIGA Heritage Reproduction Stone and Reproduction Reclaimed Slate, Welsh Slate and SIGNature Clay Tiles, along with a range of market leading accessories including; batten, underlays, flashings, fixings and ridges.

This unique warranty provides a number of valuable benefits to both primary users of the warranty: the contractor and the property owner;

Contractor Benefits

Cost effective – Take advantage of the most cost effective solution to cover all of the key elements of the roof.

Range – The warranty includes a wide range of quality industry leading products essential to specialist roofing contractors.

Value – Provide a value added service to property owners, whilst increasing the desirability of the contractors offering.

Simplicity – Enjoy one single package warranty and a full service from one company – with an efficient process and reduced administration.

Peace of mind – Rest assured whilst using quality products and by working with a well-established FTSE 250 company.

Property Owner Benefits

Simplicity – Enjoy having just one warranty and set of documentation for the key elements of the roof with the single package warranty.

Quality Range – The warranty includes a wide range of industry leading products that can be trusted for quality and reliability.

Ease of use – Be assured that if something was to go wrong there is just one company to deal with for the roof.

Peace of mind – With confidence in the products supplied and that the roof is covered for 15 years by a warranty that is backed by an established FTSE 250 company.

Architect and Specifiers Benefits

The key ONE Warranty benefits for you are:

Quality – Products of the highest specification.

Legislation – Fully compliant, including BS 5534:2014.

Longevity – Tried and tested, quality products from leading manufactures that you can trust.

Full package – For research, specification, purchase, warranty and aftercare.

Simplicity – For all stakeholders, ensuring the best results for the property owner.

Reliability – FTSE250 backed warranty.

Peace of mind – At all stages, for all stakeholders.



Harding Way, St Ives,
Cambridgeshire,
PE27 3YJ

Tel: 01480 466777

Fax: 01480 290134

Email: info@sigroofing.co.uk

Web: www.sigroofing.co.uk

This brochure has been produced by the Marketing Department for SIG Roofing. All rights reserved.

No copying by any means is permitted, except when permission is given in writing by SIG Roofing.

This brochure contains manufacturers' product information that is reproduced by SIG Roofing in good faith, based on the latest knowledge available at the time of going to print. Whilst every effort has been made to ensure that the information is current and correct, as distributors SIG Roofing cannot accept responsibility for the application and specification data featured. Neither can we accept responsibility where the manufacturers' instructions have not been followed. We reserve the right to amend, withdraw or substitute these products at any time. SIGNATURE/02/17/V03